

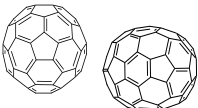
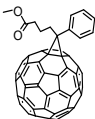
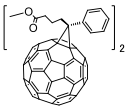
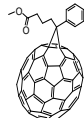

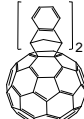
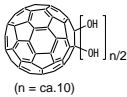
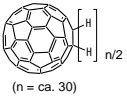


## Fullerene Products List

Grades		Structure	Purity(HPLC Area%, typical values) etc	Minimum order quantity (g)
<a href="#">nanom purple</a> Fullerene C <sub>60</sub>	<a href="#">ST</a>		99	10
	<a href="#">TL</a>		99.5	2
	<a href="#">SU</a>		99.5/Sublimed	2
	<a href="#">SUH</a>		99.9/Sublimed	1
	<a href="#">SC</a>		99.9/Sublimed, Single Crystal	1
<a href="#">nanom orange</a> Fullerene C <sub>70</sub>	<a href="#">ST</a>		97	1
	<a href="#">SU</a>		98/Sublimed	0.5
<a href="#">nanom mix</a> Mixed Fullerene	<a href="#">ST</a>		Mixture of C <sub>60</sub> , C <sub>70</sub> and other higher order fullerenes	50
<a href="#">nanom spectra</a> [60]PCBM (phenyl C <sub>61</sub> -butyric acid methyl ester)	<a href="#">E100</a>		99	1
	<a href="#">E100H</a>		99.5	1
	<a href="#">E102</a>		99.9	0.5
<a href="#">nanom spectra E400</a> bis[60]PCBM (bis-phenyl C <sub>61</sub> -butyric acid methyl ester)			98/Mixture of isomers	1
<a href="#">nanom spectra</a> [70]PCBM (phenyl C <sub>71</sub> -butyric acid methyl ester)	<a href="#">E110</a>		99/Mixture of isomers	0.5
	<a href="#">E112</a>		99.5/Mixture of isomers	0.5
<a href="#">nanom spectra Q100</a> Indene-C <sub>60</sub> -monoadduct			99	0.5
<a href="#">nanom spectra Q400</a> Indene-C <sub>60</sub> -bisadducts			99/Mixture of isomers	1
<a href="#">nanom spectra D100</a> Hydroxylated Fullerene		 (n = ca. 10)	C <sub>60</sub> (OH) <sub>n</sub> n=10:main component	1
<a href="#">nanom spectra A100</a> Hydrogenated Fullerene		 (n = ca. 30)	C <sub>60</sub> H <sub>n</sub> n=30:main component	1

1/April /2019

**Frontier Carbon Corporation**

6-1, Marunochi 2-chome, Chiyoda-ku, Tokyo 〒100-8086, JAPAN

<http://www.f-carbon.com>

# Fullerene Products List

Grades	Structure	Purity(HPLC Area%, typical values) etc	Minimum order quantity (g)
<a href="#">nanom spectra J204 tetra(amino)fullerene</a>		mixed fullerene based fullerene derivatives	1
<a href="#">nanom spectra H200 penta(aryl)[60]fullerene</a>		99	1
<a href="#">nanom spectra M100 deca(aryl)[60]fullerene</a>		99/mixture of isomers	1

## Solubility in Organic Solvent (Reference Values)

銘柄	Solubility(wt %)							
	PGMEA	PGME	Anisole	CHN	THF	Toluene	ODCB	MeOH
NP-ST	-	-	-	-	-	0.3	1.8	-
NOR-ST	-	-	-	-	-	0.2	1.9	-
NS-E100	0.0	0.0	1.1	0.8	0.1	0.6	1.7	0.0
NS-E110	-	-	-	-	-	3.0	>25	-
NS-E400	1.9	0.4	>25	>25	>25	>25	>25	0.0
NS-Q100	-	-	-	-	-	0.4	-	-
NS-Q400	-	-	-	-	-	>10	-	-
NS-D100	0.0	2.2	0.0	1.0	1.8	0.0	0.0	0.1
NS-F301	>25	>25	>25	17.0	>25	>25	>25	1.8
NS-J204	>25	>25	>25	>25	>25	>25	>25	0.0
NS-H200	>25	>25	1.3	>25	>25	0.0	0.0	>25
NS-M100	>25	>25	0.7	>25	>25	0.0	0.0	>25

※ PGMEA : Propylene Glycol 1-Monomethyl Ether 2-Aceta  
 PGME : 1-Methoxy-2-propanol, CHN: Cyclohexanone  
 THF : Tetrahydrofurane  
 ODCB : o-Dichlorobenzene  
 MeOH : Methanol

1/April /2019

## Frontier Carbon Corporation

6-1, Marunochi 2-chome, Chiyoda-ku, Tokyo 〒100-8086, JAPAN

<http://www.f-carbon.com>